

# ADVANCED MANUFACTURING

## GYMPIE REGION





## SECTOR DEFINITION

The Sector that data has been compiled for in this report has been built from a combination of industries classified according to the Australian and New Zealand Standard Industrial Classification (ANZSIC). It incorporates the following industries:

- Food Product Manufacturing
- Beverage and Tobacco Product Manufacturing
- Textile, Leather, Clothing and Footwear Manufacturing
- Wood Product Manufacturing
- Pulp, Paper and Converted Paper Product Manufacturing
- Printing (including the Reproduction of Recorded Media)
- Petroleum and Coal Product Manufacturing
- Basic Chemical and Chemical Product Manufacturing
- Polymer Product and Rubber Product Manufacturing
- Non-Metallic Mineral Product Manufacturing
- Primary Metal and Metal Product Manufacturing
- Fabricated Metal Product Manufacturing
- Transport Equipment Manufacturing
- Machinery and Equipment Manufacturing
- Furniture and Other Manufacturing
- Heavy and Civil Engineering Construction

## Disclaimer

This Report is prepared only for use by the Gympie Regional Council and may only be used for the purpose for which it was commissioned. .id accepts no liability in connection with the recipients use or reliance on the Report. The content of much of this Report is based on ABS and National Institute of Economic and Industry Research (NIEIR) Data. The data and the copyright in the data remains the property of the relevant entities. .id accepts no liability with respect to the correctness, accuracy, currency, completeness, relevance or otherwise of the Data.

This Report and all material contained within it is subject to Australian copyright law. Copyright © 2024 .id Consulting Pty Ltd ACN 084 054 473 All rights reserved.


# GYMPIE REGION - ADVANCED MANUFACTURING

## ECONOMIC OVERVIEW



**\$1,049M**  
Sales/Output

20.6% of total output



**2,191**  
Local Jobs

10.0% of total jobs

### KEY LOCATION



**Gympie - North**

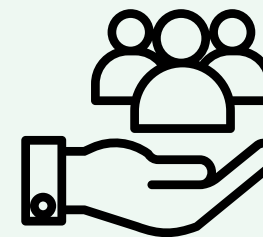
Statistical Area 2

49% of jobs in 2021



**\$309M**  
Gross Value Added

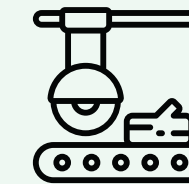
13.8% of total GVA



**2,269**  
Employed Residents

9.6% of total residents


### TOP INDUSTRIES



**Wood Product  
Manufacturing**

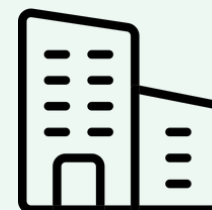
\$103M Value Added

514 Local Workers



**\$566M**  
Exports

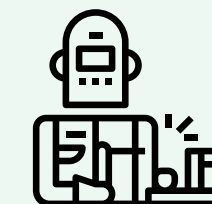
40.0% of total GVA



**241**  
Local Businesses

4.8% of total businesses

### TOP OCCUPATION

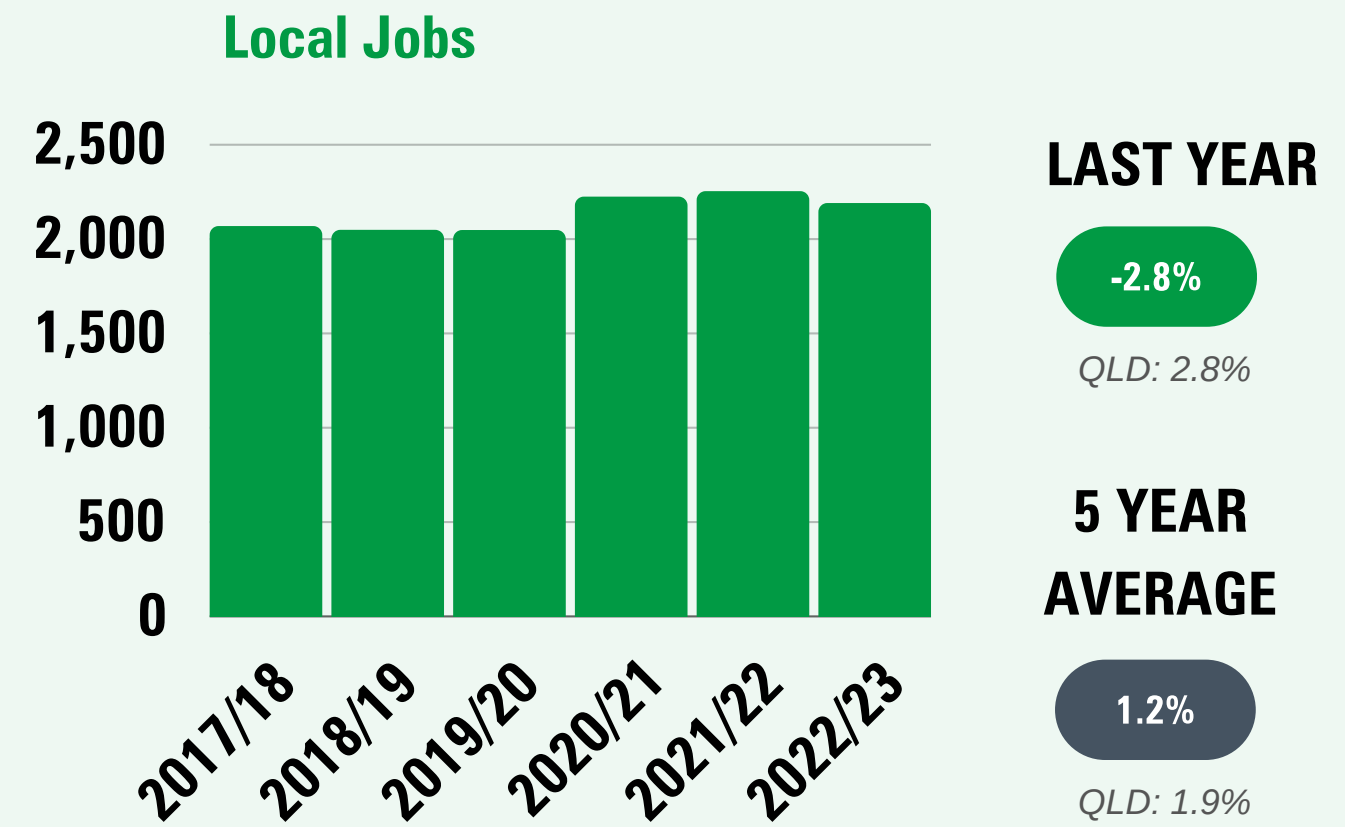
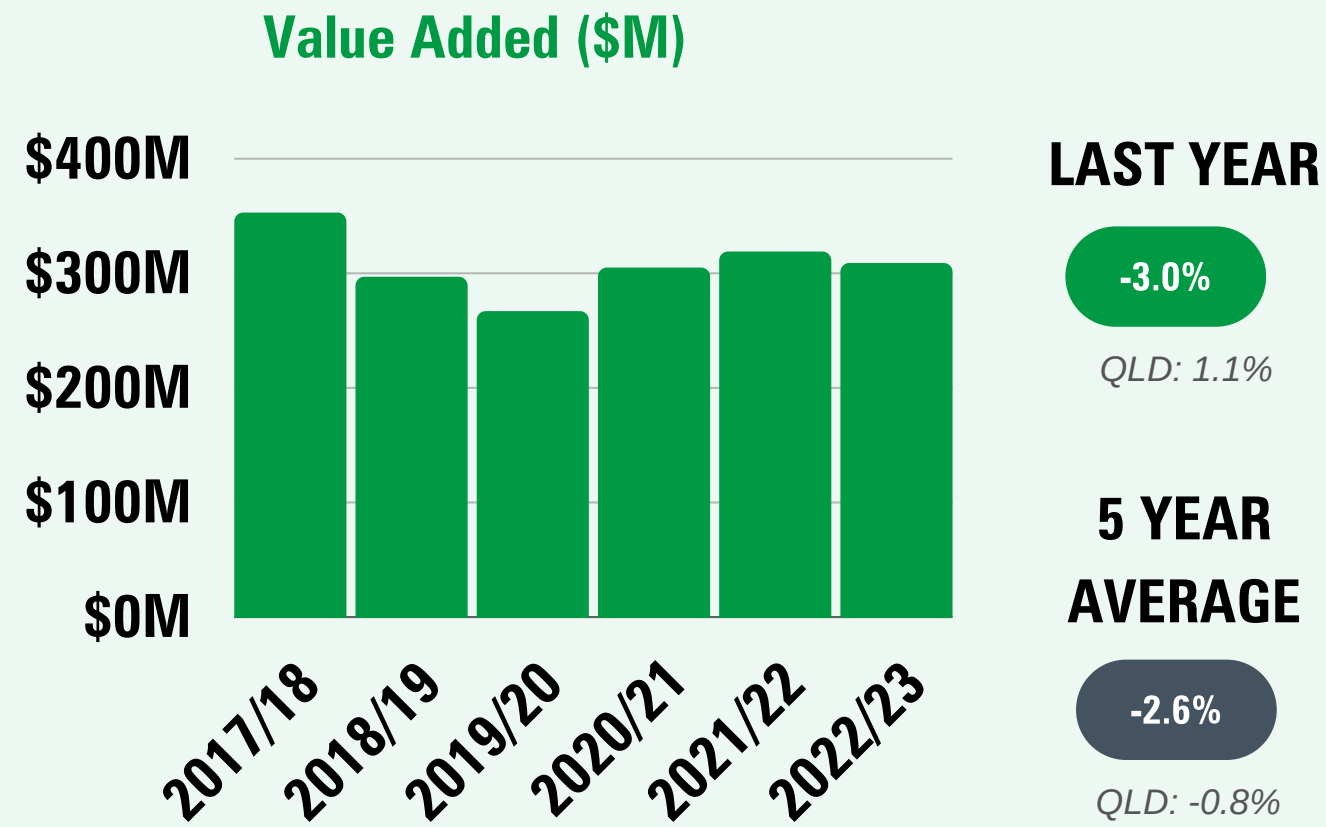


**Structural Steel and  
Welding Trades Workers**

5% of all workers

# GYMPIE REGION - ADVANCED MANUFACTURING

## GROWTH TRENDS



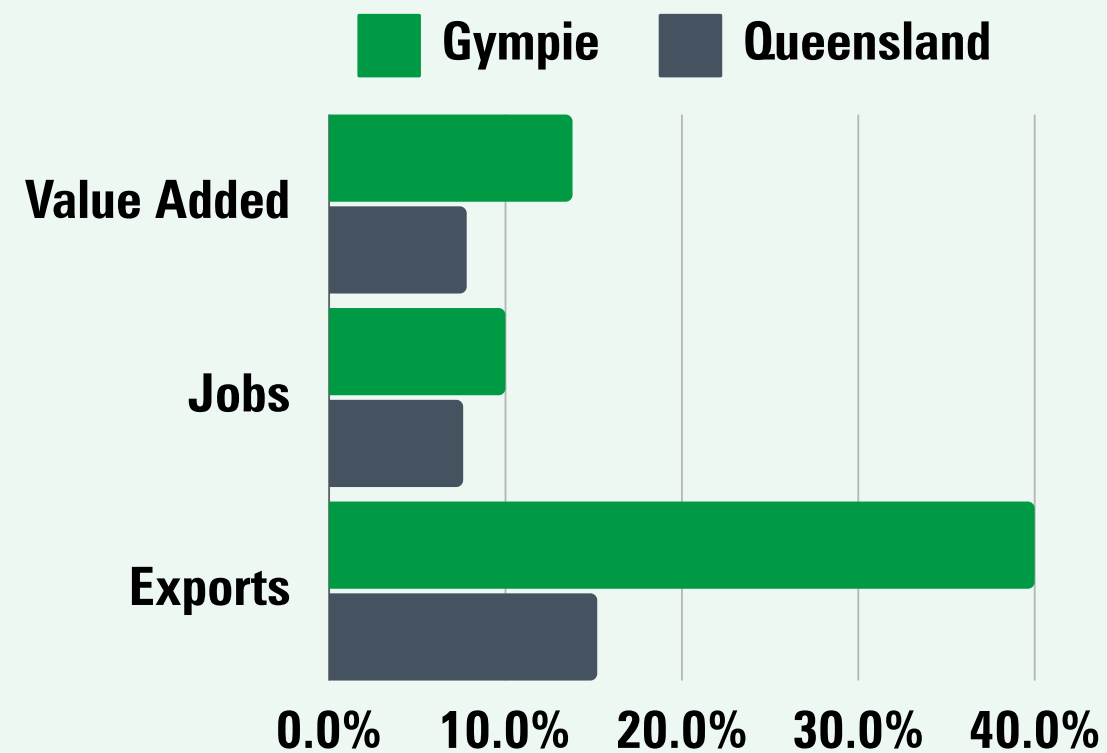
Source: NIEIR, 2024

Over the five years to 2022/23, the Advanced Manufacturing Sector in the Gympie Region was estimated to have averaged 1.2% p.a. growth in jobs and -2.6% p.a. change in value added suggesting lower productivity.

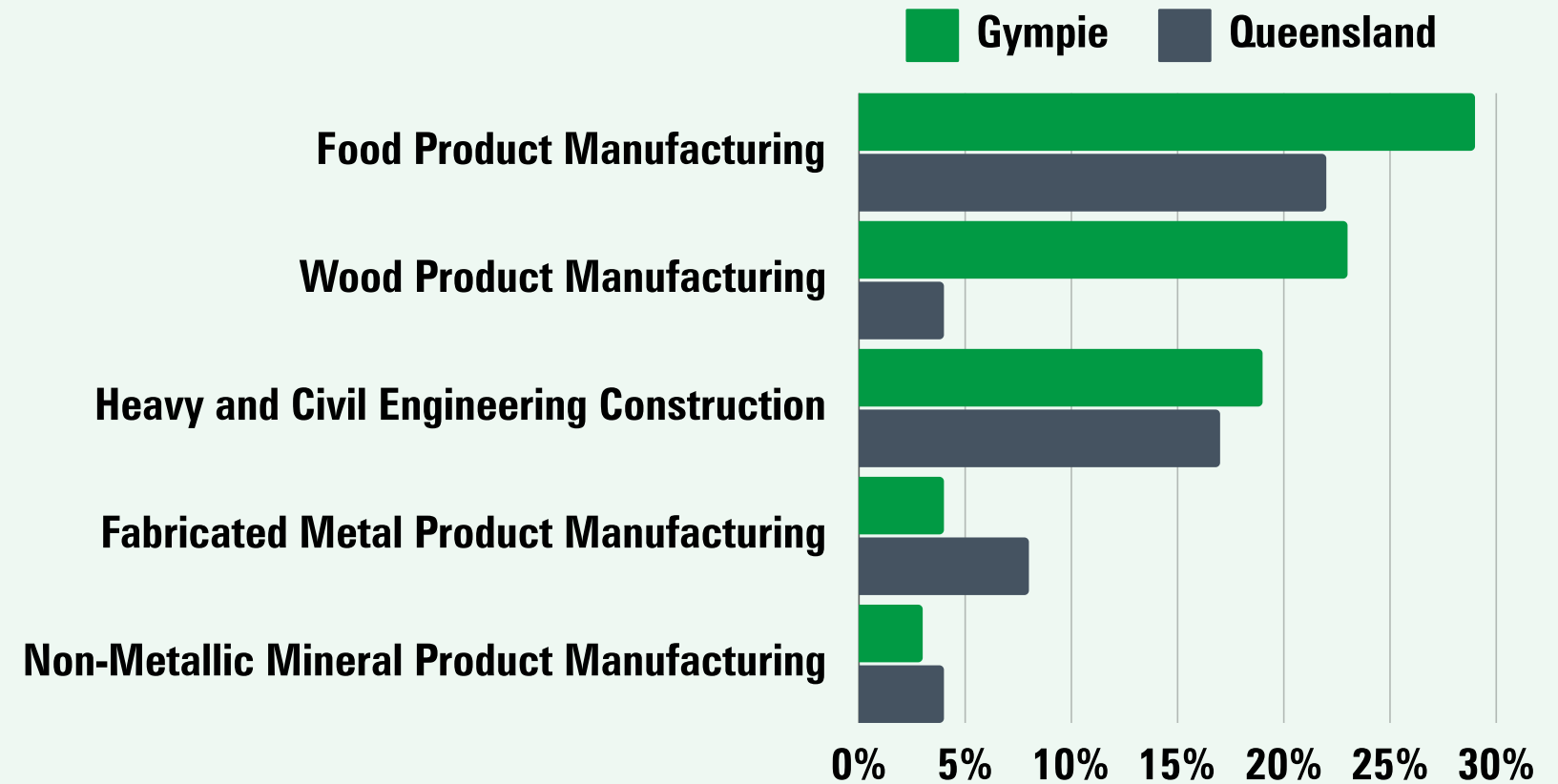
# GYMPIE REGION - ADVANCED MANUFACTURING

## BENCHMARK ANALYSIS

### Share of Total - 2022/23



### Top Industries by Employment



Source: NIEIR, 2024; ABS Census 2021.

**In 2022/23, the Advanced Manufacturing Sector in the Gympie Region represented 10.0% of all jobs in the LGA and generated 13.8% of total Gross Value Added. The top employing sub-industry in 2021 was food product manufacturing.**

# GYMPIE REGION - ADVANCED MANUFACTURING



**42 years**

**Median Age**


(QLD - 42 years)



**10%**

**Degree Educated**

(QLD - 16%)



**23%**


**Female**

(QLD - 26%)

**77%**

**Male**

(QLD - 74%)



**18%**

**Managers/Professionals**

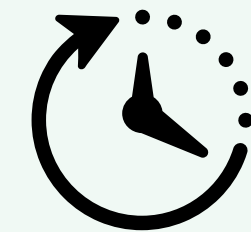
(QLD - 24%)



**15%**

**Born Overseas**


(QLD - 31%)



**81%**

**Full Time**

(QLD - 83%)



**2.7%**

**Identified as ATSI**

(QLD - 2.8%)



**\$59,008**

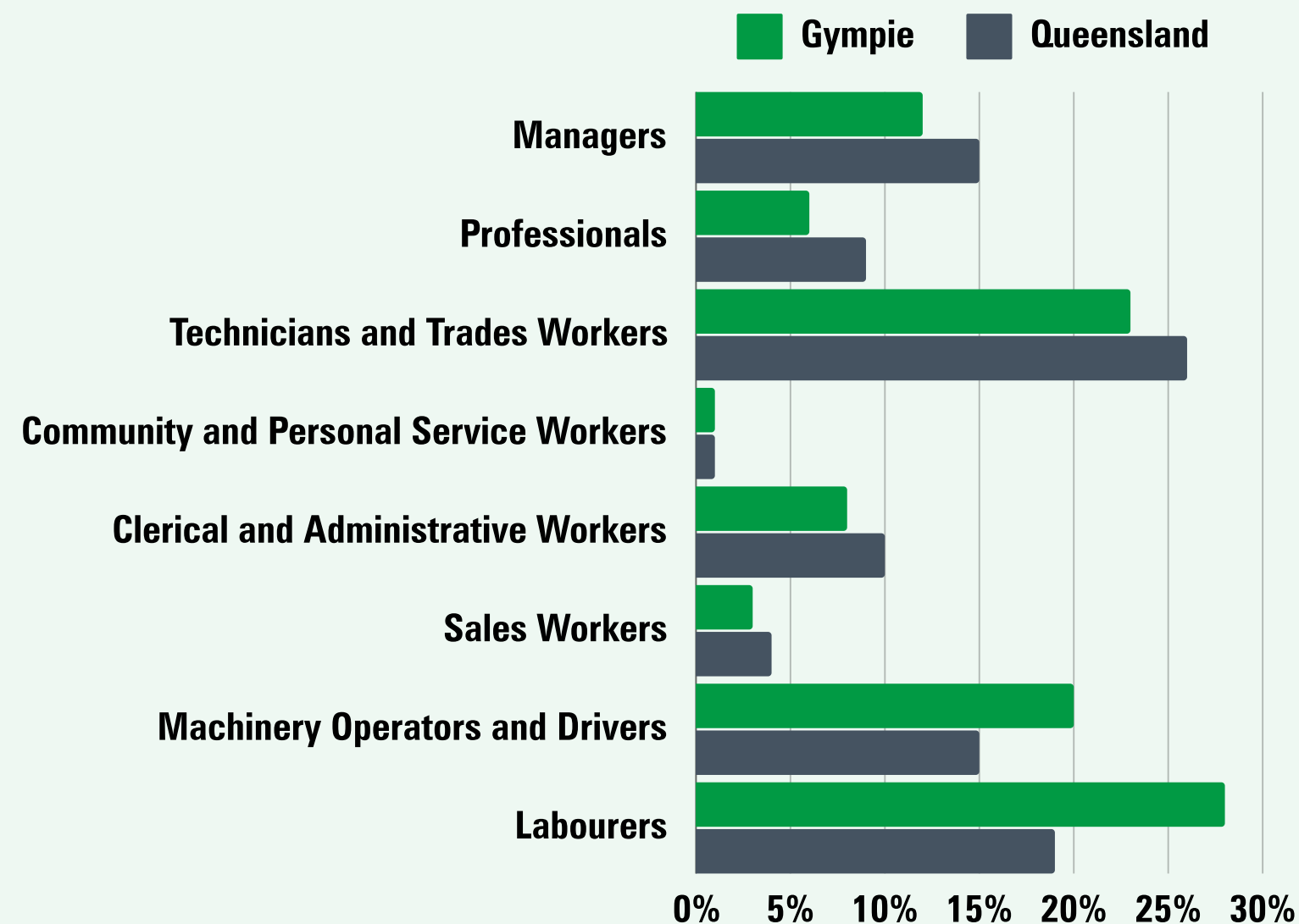
**Median Income**

(QLD - \$64,221)

# GYMPIE REGION - ADVANCED MANUFACTURING

## SKILL PROFILE

### Occupations Breakdown



In 2021 in the Gympie Region, 28.0% of Advanced Manufacturing workers were labourers, compared to 19.4% in Queensland.

The top employing occupation in the sector was structural steel and welding workers.

### Top Occupations


- 1 Structural Steel and Welding Trades Workers
- 2 Meat, Poultry and Seafood Process Workers
- 3 Timber and Wood Process Workers
- 4 Meat Boners and Slicers, and Slaughterers
- 5 Paper and Wood Processing Machine Operators

Source: ABS Census, 2021

# GYMPIE REGION - ADVANCED MANUFACTURING

## SKILL PROFILE

### Qualifications Breakdown



In 2021 in the Gympie Region, 43.3% of Advanced Manufacturing workers had certificate level qualifications, compared to 37.1% in Queensland.

The top field of study in the sector was engineering and related technologies.

### Top Study Fields

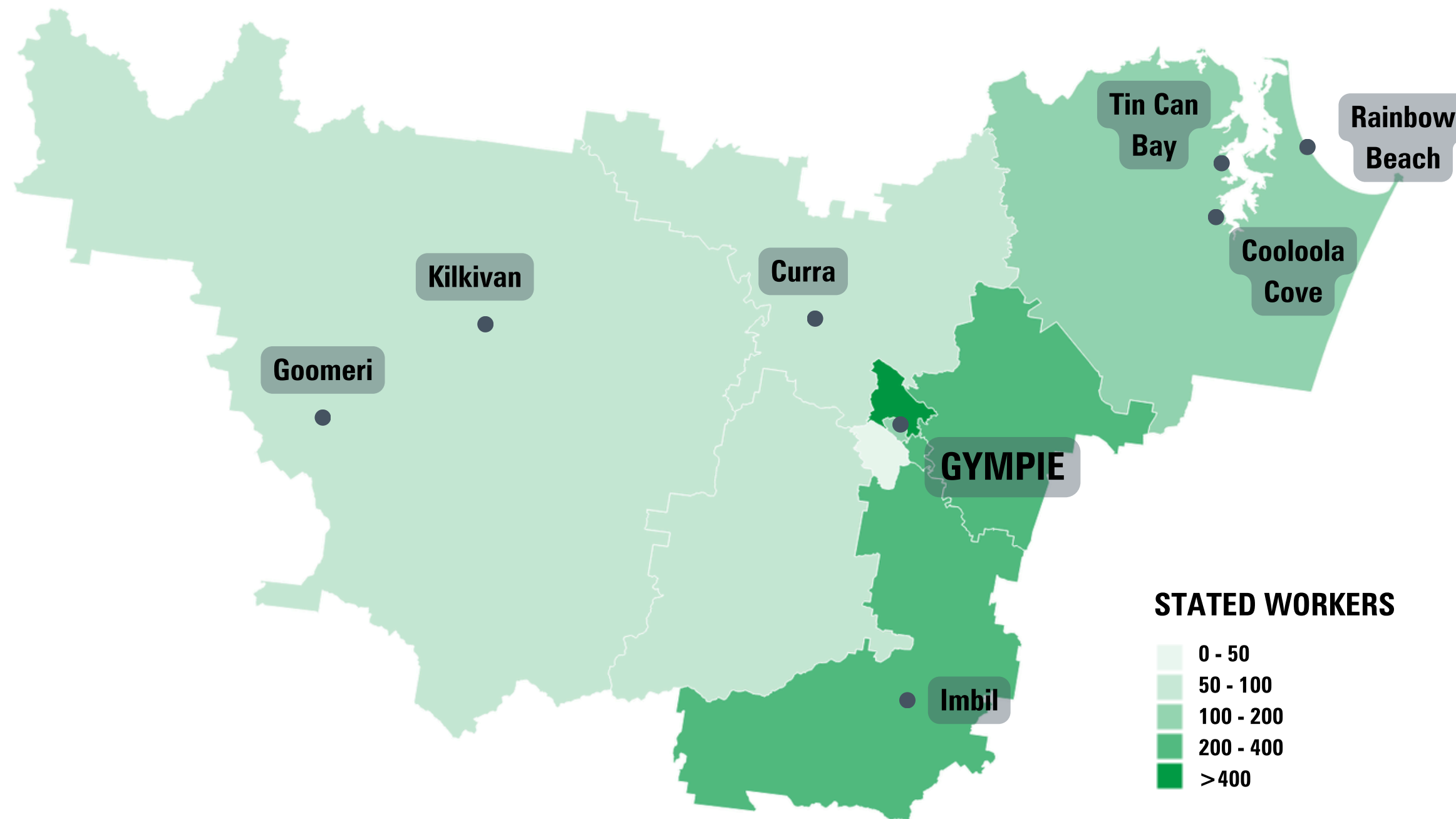
- 1 Engineering and Related Technologies
- 2 Food Processing Technology
- 3 Boilermaking and Welding
- 4 Metal Fitting, Turning and Machining
- 5 Business and Management

Source: ABS Census, 2021



# GYMPIE REGION - ADVANCED MANUFACTURING

## SPATIAL PROFILE



In the 2021 Census, the SA2 of Gympie - North had the largest number of Advanced Manufacturing workers who stated their place of work as being in the Gympie Region (49%) with 440 stating they worked in the area just north of Gympie's CBD.

Outside of Gympie & Surrounds, the Imbil area had just over 200 stated workers.

Source: ABS Census, 2021

For more economic data on the  
Gympie Region, visit [economy.id](http://economy.id)

powered by  
**.id** informed  
decisions