

HEALTH CARE AND SOCIAL ASSISTANCE

GYMPIE REGION





SECTOR DEFINITION

The Sector that data has been compiled for in this report has been built from a combination of industries classified according to the Australian and New Zealand Standard Industrial Classification (ANZSIC). It incorporates the following industries:

- Hospitals
- Medical and Other Health Care Services
- Social Assistance Services
- Residential Care Services

Disclaimer

This Report is prepared only for use by the Gympie Regional Council and may only be used for the purpose for which it was commissioned. .id accepts no liability in connection with the recipients use or reliance on the Report. The content of much of this Report is based on ABS and National Institute of Economic and Industry Research (NIEIR) Data. The data and the copyright in the data remains the property of the relevant entities. .id accepts no liability with respect to the correctness, accuracy, currency, completeness, relevance or otherwise of the Data.

This Report and all material contained within it is subject to Australian copyright law. Copyright © 2024 .id Consulting Pty Ltd ACN 084 054 473 All rights reserved.


GYMPIE REGION - HEALTH CARE AND SOCIAL ASSISTANCE

ECONOMIC OVERVIEW



\$353M
Sales/Output

6.9% of total output



3,495
Local Jobs

15.9% of total jobs

KEY LOCATION



Gympie - North

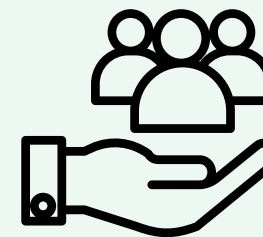
Statistical Area 2

78% of jobs in 2021



\$249M
Gross Value Added

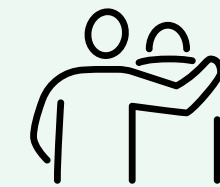
11.1% of total GVA



3,396
Employed Residents


14.4% of total residents

TOP INDUSTRIES



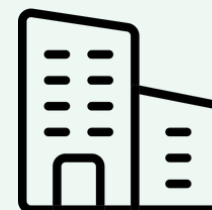
Social Assistance Services

\$90M Value Added
1,247 Local Workers



\$18M
Exports

1.3% of total GVA



223
Local Businesses

4.5% of total businesses

TOP OCCUPATION

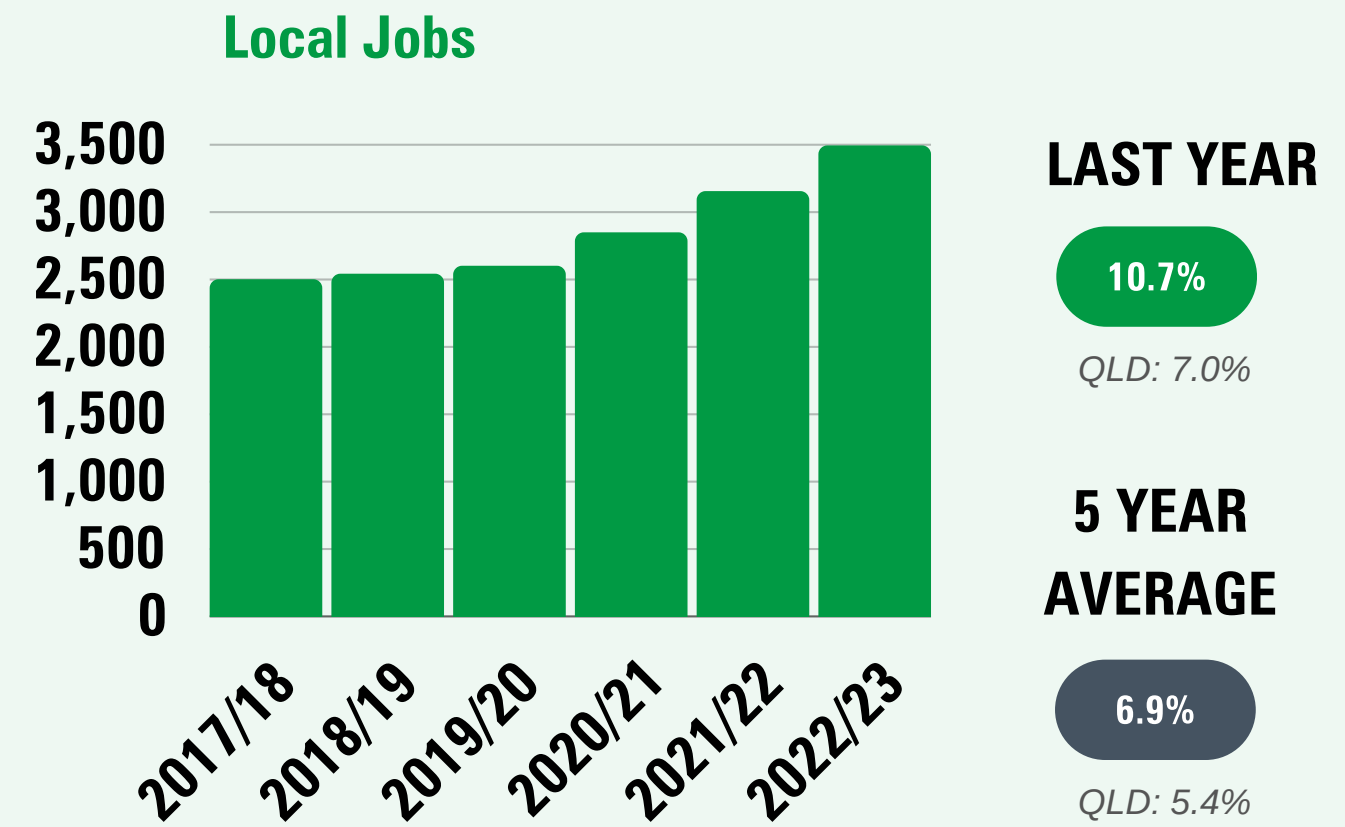
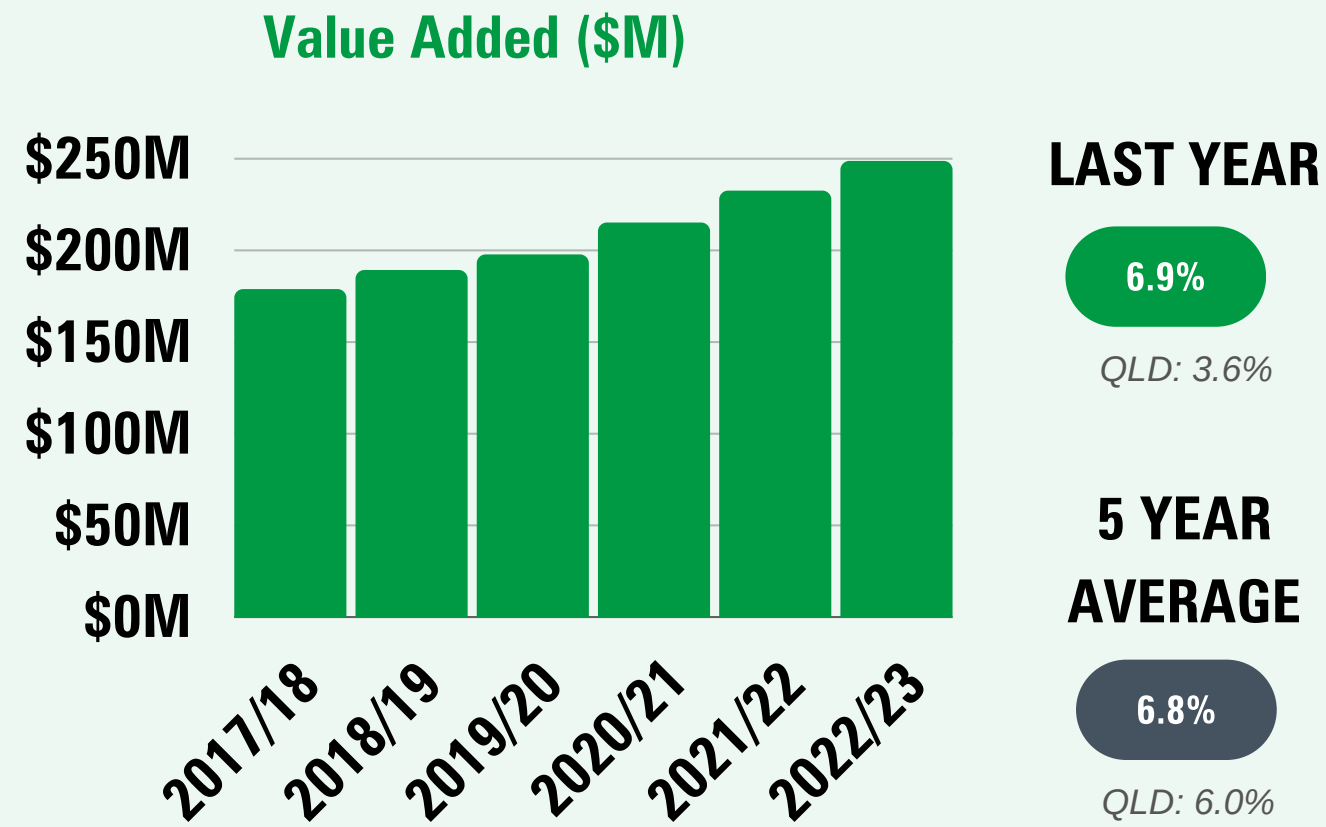


Personal Carers and Assistants

26% of all workers

GYMPIE REGION - HEALTH CARE AND SOCIAL ASSISTANCE

GROWTH TRENDS



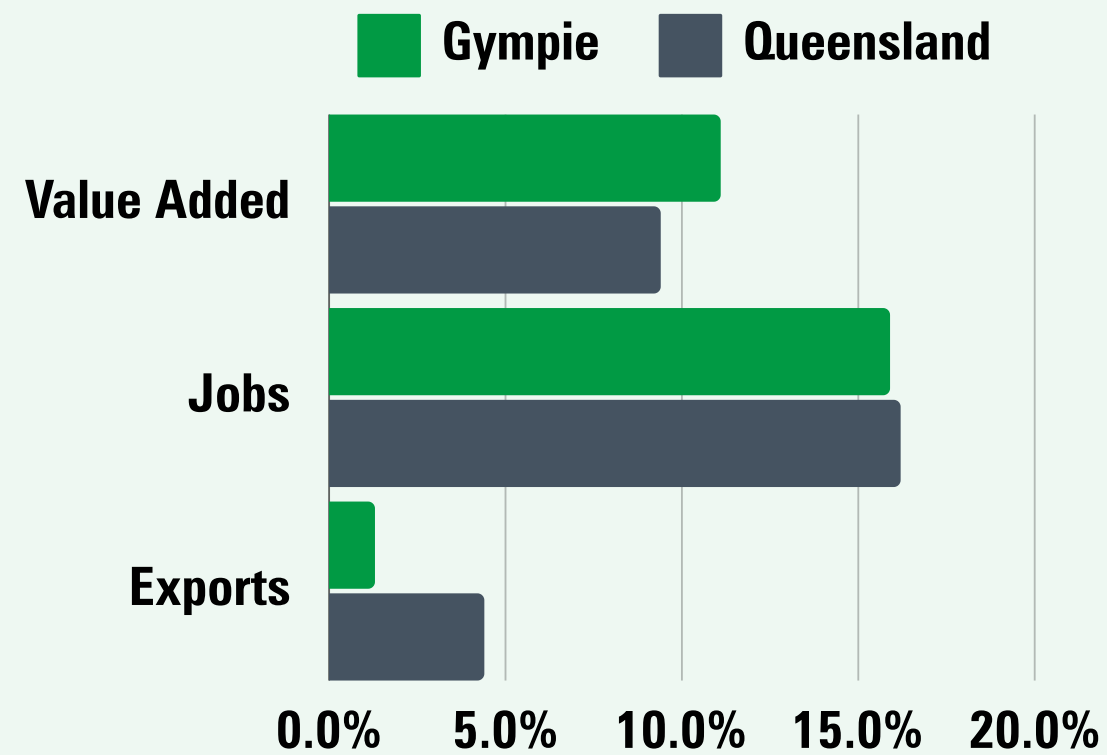
Source: NIEIR, 2024

Over the five years to 2022/23, the Health Care and Social Assistance Sector in the Gympie Region was estimated to have averaged 6.9% p.a. growth in jobs and 6.8% p.a. change in value added. Both above the State average.

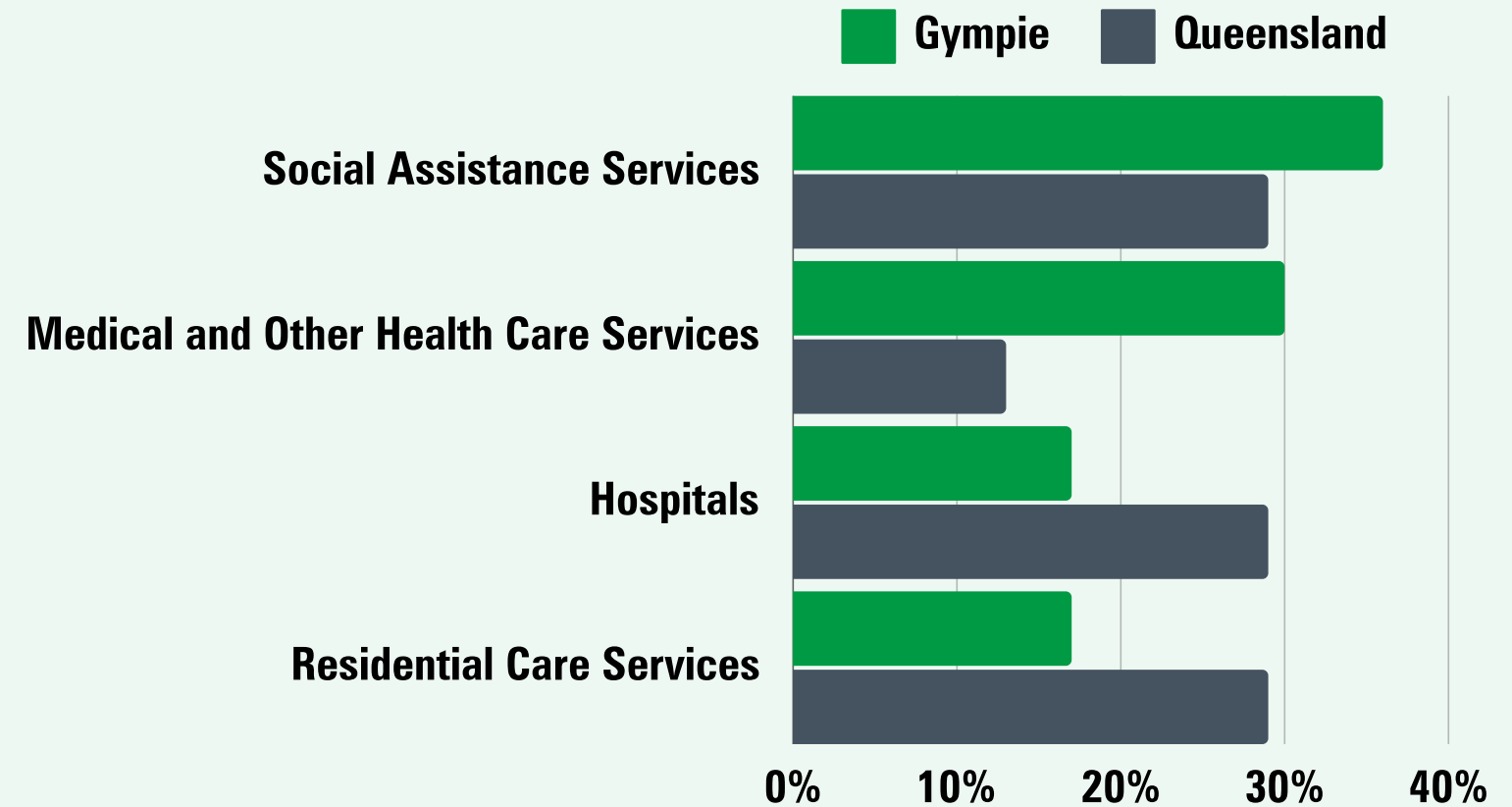
GYMPIE REGION - HEALTH CARE AND SOCIAL ASSISTANCE

BENCHMARK ANALYSIS

Share of Total - 2022/23



Top Industries by Employment



Source: NIEIR, 2024

In 2022/23, the Health Care and Social Assistance Sector in the Gympie Region represented 15.9% of all jobs in the LGA and generated 11.1% of total Gross Value Added. The top employing sub-industry was social assistance services (e.g. aged care and disabilities assistance).

GYMPIE REGION - HEALTH CARE AND SOCIAL ASSISTANCE



**WORKFORCE
PROFILE**




47 years

Median Age
(QLD - 42 years)



35%

Degree Educated
(QLD - 47%)




81%

Female
(QLD - 78%)

19%

Male
(QLD - 22%)



35%

Managers/Professionals
(QLD - 44%)




20%

Born Overseas
(QLD - 33%)



44%

Full Time
(QLD - 53%)



3.2%

Identified as ATSI
(QLD - 3.3%)



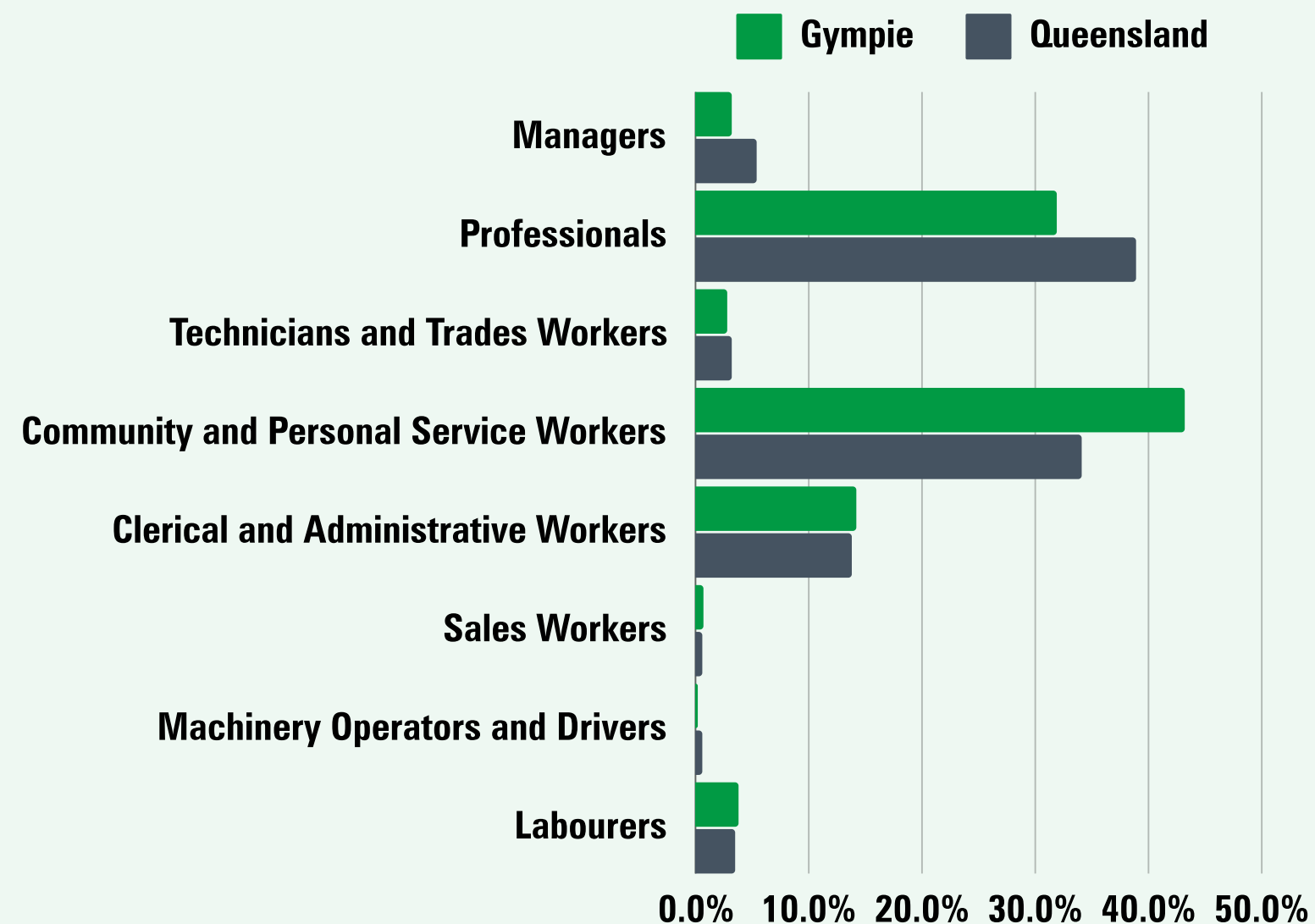
\$51,292

Median Income
(QLD - \$61,845)

GYMPIE REGION - HEALTH CARE AND SOCIAL ASSISTANCE

SKILL PROFILE

Occupations Breakdown



In 2021 in the Gympie Region, 43.2% of Health Care and Social Assistance workers were community and personal service workers, compared to 34.1% in Queensland.

The top employing occupation in the sector was aged and disabled carers.

Top Occupations


- 1 Aged and Disabled Carers
- 2 Registered Nurses
- 3 Nursing Support and Personal Care Workers
- 4 Child Carers
- 5 Receptionists

Source: ABS Census, 2021

GYMPIE REGION - HEALTH CARE AND SOCIAL ASSISTANCE

SKILL PROFILE

Qualifications Breakdown



In 2021 in the Gympie Region, 30.5% of Health Care and Social Assistance workers had certificate Level qualifications, compared to 21.0% in Queensland.

The top field of study in the sector was general nursing.

Top Study Fields

- 1 General Nursing
- 2 Care for the Aged
- 3 Children's Services
- 4 General Medicine
- 5 Business and Management, nfd

Source: ABS Census, 2021

GYMPIE REGION - HEALTH CARE AND SOCIAL ASSISTANCE

SPATIAL PROFILE



In the 2021 Census, the SA2 of Gympie - North had the largest number of Health Care and Social Assistance workers who stated their place of work as being in the Gympie Region (78%) with 1,619 stating they worked in the area that incorporated Gympie Hospital.

Outside of Gympie, the Cooloola SA2 had just over 100 stated workers.

Source: ABS Census, 2021

For more economic data on the
Gympie Region, visit economy.id

powered by
.id informed
decisions